


Ermetal

Experience
starts from the line.

Product Catalogue





Tecrübe, çizgiden
başlar.



Ermetal

Experience
starts from the line.

ERMETAL, founded in 1978, is a global company engaged in manufacturing functional furniture for dental laboratories and practices.

Since its establishment, it has provided services to 45 countries in 5 continents and has consolidated a solid position in the international arena.

As the leading manufacturer for dental practices and laboratories, ERMETAL gives dentists and dental technicians the best service possible by falling back on its 7000 m² big production facility, competency and expertise of 50 staff members, and in the constant search for new technologies.

ERMETAL is able to observe projects directly on-site, benefits not only from its highly-experienced designers and state of the art production technologies when manufacturing homogenous products, but also when going beyond this and focus on need-based and tailor-made products.

Strengthen its production capacity by investing in human potential and new technologies, widen its product portfolio through research and development.

Always there, when you need a reliable product.
Because **experience starts from the line...**

Süleyman KARA
CEO



C O N T E N T

04 **CLASSIC SERIES CLINICAL SYSTEMS**

06 **AQUA SERIES CLINICAL SYSTEMS**

08 **ANQURA SERIES CLINICAL SYSTEMS**

10 **ANKA SERIES CLINICAL SYSTEMS**

12 **STR SERIES CLINICAL SYSTEMS**

18 **D SERIES**
Modular Cabinets

28 **D SERIES**
Mobile Cabinets

38 **D SERIES**
Dispensers Systems

44 **SPARE PARTS & ACCESSORY**

Clinic Systems

Our cabinet systems are tailored precisely to meet the needs of practical using. Customers and patients will be satisfied with the aesthetic design, the practical workplace and hygienic environment you are offering. Variation is key, therefore we provide a wide model range of cabinet modules. And the only thing left to you is to establish your very own cabinet system according to your needs. All cabinet series are produced to fit in daily procedures of a high-class clinic. Choose from a varied palette of solutions and styling for your ambitious aims in the treatment of your patients.



The next wave
of innovation



The Classic Series Cabinets offer updated functional features and rugged durability at a great price with a traditional form but yet modern ergonomic engineering.

Solid, straightforward quality with a fully assembled and welded steel design to guarantee a lifetime usage. Packed with upgraded functional features-This cabinet series offers numerous improvements over other similarly priced units, with heavy-duty drawer runners, quality hinges, high-quality powder coating, adjustable feet, and easy access handles.



The perfect solution for everybody who is concerned about hygiene.

This cabinet series comes with a highly functional worktop that fits into any dental practice in an aesthetic and highly functional way. The surface is chemically resistant and due to the complete non-porous surface, any bacteria and pollutions on the surface are very easy to wipe away without heavy chemical or mechanical process.



The Anqura Cabinet System Series comes with all characteristics of a high-end cabinet system.


It guarantees a comfortable and ergonomic working on a minimum of space for a user-friendly working and with a maximal work yield. This system combines ergonometry, hygiene, and modern design. The module's thoughtful functionality makes your work more comfortable, less tiring, and allows you to easily maintain a high level of hygienic standards.

These solutions will provide you with an ergonomic, comfortable workstation that will improve productivity and morale.



Top quality materials, optimal precision, ambition and the view for innovation: These are the main ingredients for this high-end cabinet system. Subtly rounded edges, sophisticated design with the aim for the optimal working comfort and numerous other details make this series our flagship.

This wall-mounted system offers clever storage solutions for all essentially devices you are working with and assure therefore easily accessibility at all times.





Neat, coordinated and efficient. These are the main criteria for a cabinet system in your sterilisation room. Highest attention here is an optimal workflow and hygiene. Numerous clever details increase your productivity enormously.



Worktop

- Laminate Worktop: 30 mm strong post-formed laminated Chipboard, 3 mm PVC edgebanding
- Glass Worktop: 18 mm strong Tempered Glass formed via thermal process
- Acrylic Worktop: 30 mm strong antibacterial, %100 Acrylic Solid Surface worktop
- Further details on pages: 24-25

Frame

- 0,90 mm thick DKP-Steel Frame
- Phosphate coated base before further paint coating
- Producibile in all RAL colour shades with an electrostatic powder coating
- Modular unit systems with drawers and doors
- Double-walled drawer and door fronts for optimal noise reduction
- Options for Basic, Telescopic and Soft-Closing Drawer Slides

Door & Drawer Covers

- Metal Door & Cover:
- Manufactured in special shapes and double-walled for optimal noise reduction.
- Producibile in all RAL colour shades with an electrostatic powder coating
- High Gloss:
- Comes with a glossy finish and due to its material, these covers are resistant against most chemicals and scratch-resistant.
- Guarantees a neat and nice look due to its PVC edge banding.
- Further details on page: 44

Toekick

- Coated Plinth:
- Integrated into the cabinet, levelling feet with black plastic base, the
- INOX Plinth:
- Complete INOX Plinth with a height of 14 cm
- Square Legs:
- Square Legs: Square Legs with a height of 15 cm
- Further details on pages: 26-27



Technical Details:
Sink Module
Door-Mounted Waste Bin
Single Door Cabinet System
Dimensions: 47 x 49 x 72 cm (h)

D - 50



Technical Details:
Sink Module
Door-Mounted Waste Bin, Push-To-Open Function
Single Door Cabinet System
Dimensions: 47 x 49 x 72 cm (h)

D - 51



Technical Details:
Waste Module
Suitable for On-Desk Waste Chute
25 L Waste Bin in Cabinet
Single Door Cabinet System
Dimensions: 47 x 45 x 72 cm (h)
***Suitable for systems with Acrylic Solid Surface.

D - 54



Technical Details:
Waste Module
Suitable for On-Desk Waste Chute
26 L Waste Bin in Cabinet for Domestic Waste,
8 L Waste Bin for Clinical Waste
Single Door Cabinet System
Dimensions: 47 x 45 x 72 cm (h)
*** Suitable for systems with Acrylic Solid Surface.

D - 55

D - 52

Technical Details:
Sink Module
Door-Mounted Waste Bin
Integrated Waste Chute
Single Door Cabinet System
Dimensions: 47 x 49 x 72 cm (h)

D - 53

Technical Details:
Sink Module
Door-Mounted Double Waste Bin
Integrated Double Waste Chute
Double-Door Cabinet System
Dimensions: 47 x 59 x 72 cm (h)

D - 60

Technical Details:
Corner Module
Single Door Cabinet System
Suitable for Sink Module Systems
Dimensions: 70 x 70 x 72 cm (h)





Technical Details:
Storage Module
Double Shelf for Storage section
Single Door Cabinet System
Dimensions: 47 x 49 x 72 cm (h)

D - 61



Technical Details:
Storage Module
Double Shelf for Storage Section
Single Glass-Door Cabinet System
Dimensions: 47 x 49 x 72 cm (h)

D - 61/G



Technical Details:
3-Drawer Module
3 x Large Drawers, each 23,5 cm (h)
Dimensions: 47 x 49 x 72 cm (h)

D - 63



Technical Details:
4-Drawer Module
3 x Medium Drawers, each 15 cm (h)
1 x Large Drawer, 26,5 cm (h)
Dimensions: 47 x 49 x 72 cm (h)

D - 64



D - 62
Technical Details:
Storage Module
Double-Door Cabinet System
Dimensions: 47 x 49 x 72 cm (h)

D - 62/D

Technical Details:
Door and Drawer Module
1 x Medium Drawer, 13 cm (h)
Single Door Cabinet System
Single Shelf in Storage Section
Dimensions: 47 x 49 x 72 cm (h)



D - 65

Technical Details:
5-Drawer Module
2 x Small Drawers, each 9 cm (h)
2 x Medium Drawers, each 13,5 cm (h)
1 x Large Drawer, 26 cm (h)
Dimensions: 47 x 49 x 72 cm (h)

D - 66

Technical Details:
6-Drawer Module
2 x Small Drawers, each 9 cm (h)
4 x Medium Drawers, each 13 cm (h)
Dimensions: 47 x 49 x 72 cm (h)





Technical Details:
7-Drawer Module
4 x Small Drawers, each 9 cm (h)
3 x Medium Drawers, each 11 cm (h)
Dimensions: 47 x 49 x 72 cm (h)

D - 67



Technical Details:
8-Drawer Module
8 x Small Drawers, each 9 cm (h)
Dimensions: 47 x 49 x 72 cm (h)

D - 68

D - 69/L

Technical Details:
End Module for Left End
Curved Cabinet Door
Single Shelf
Dimensions: 55 x 25 x 72 cm (h)



D - 69/R

Technical Details:
End Module for Right End
Curved Cabinet Door
Single Shelf
Dimensions: 55 x 25 x 72 cm (h)



D - 72

Technical Details:
Cavitron Module
Suitable Outlets on pull-out Shelf for Cavitron Unit
1 x Cabinet Lid, 34 cm (h)
1 x Small Drawer, 8 cm (h)
1 x Large Drawer, 28,5 cm (h)
Dimensions: 47 x 49 x 72 cm (h)



D - 73

Technical Details:
PC Module
Underdesk Keyboard Drawer
1 x Small Drawer, 8 cm (h)
Single Door Cabinet System
Dimensions: 47 x 49 x 72 cm (h)



D - 70

Technical Details:
Column Module for Sterilisation Rooms

- Suitable and ergonomic pull-out sections for Autoclave, Combination Autoclave, and Sealing Device
- The maximum load capacity of 90 kg for each Drawer
- Suitable Outlets in all Device Sections
- Double-Door Storage Segment on Upper Half
- Single Drawer on Lower Half
- Dimensions: 62 x 62 x 186 cm (h)






Technical Details:
Laminate Worktop
 30 mm post-formed, laminated Chipboard
 Various shade selection
 Plastic, Ceramic, and INOX top-mount sink options
 Plastic wall edging strip
 60 cm sheet depth

D-10

D-20

Technical Details:
Acrylic Worktop
 30 mm strong, antibacterial, %100 Acrylic Solid Surface
 Various shade selection
 Sink is seamlessly bonded without jointing
 60 cm sheet depth



Technical Details:
Glass Worktop
 18 mm strong tempered glass
 Painted undercoat layer
 Integrated sink
 60 cm sheet depth

D-15

D-25

Technical Details:
Acrylic Worktop with Accent Strip
 50 mm strong, antibacterial, %100 Acrylic Solid Surface
 Coloured accent strip on thickened worktop
 Various shade selection
 Sink is seamlessly bonded without jointing
 60 cm sheet depth





Technical Details:
Coated Plinth
Height of 13 cm
Integrated into cabinet
Levelling feet with black plastic base
D-30



Technical Details:
INOX Plinth
Complete INOX plinth with
a height of 14 cm
D-40



D-35
Technical Details:
Square Legs
Height of 15 cm
Levelling feet with plastic base



D-45
Technical Details:
Support Panel
Height of 14 cm, suitable support panel
for wall-mounted systems

An ergonomic completion for your surgery and treatment sessions. Easy to position and structurally strong it can be used in any situation and is therefore your ideal partner during treatment and surgery. All mobile cabinets and trolleys have been designed and laid out so that equipment and work instruments are always at hand.

Mobile Cabinets



Need-based
Design





Technical Details:
4-Drawer Mobile Clinic Module
 Pull handles integrated into worktop
 Noise reducing swivel castors, fully lockable
 3 x Medium Drawers, each 15 cm (h)
 1 x Large Drawer, 27,5 cm (h)
 Dimensions: 51 x 52 x 90 cm (h)

D - 64/S

Technical Details:
4-Drawer Mobile Clinic Module
 Pull handles integrated into worktop
 Covered, noise reducing swivel castors
 3 x Medium Drawers, each 15 cm (h)
 1 x Large Drawer, 27,5 cm (h)
 Dimensions: 51 x 52 x 90 cm (h)

D - 64/SP

D - 71

Technical Details:
4-Drawer Mobile Clinic Module
 Pull handles integrated into worktop
 Heavy-duty, noise reducing castors, fully lockable
 4 x Medium Drawers, each 11 cm (h)
 Dimensions: 51 x 52 x 90 cm (h)

D - 64/SS

Technical Details:
4-Drawer Mobile Clinic Module
 Pull handles integrated into worktop
 Noise reducing swivel castors, fully lockable
 Pull-out INOX service tray arranged sidewise
 2 x Small Drawers, each 13 cm (h)
 2 x Large Drawers, each 27,5 cm (h)
 Dimensions: 51 x 52 x 90 cm (h)





Technical Details:
5-Drawer Mobile Clinic Module
 Pull handles integrated into worktop
 Noise reducing swivel castors, fully lockable
 2 x Small Drawers, each 9 cm (h)
 2 x Medium Drawers, each 14 cm (h)
 1 x Large Drawer, 26 cm (h)
 Dimensions: 51 x 52 x 90 cm (h)

D - 65/S



Technical Details:
5-Drawer Mobile Clinic Module
 Pull handles integrated into worktop
 Covered, noise reducing swivel castors
 2 x Small Drawers, each 9 cm (h)
 2 x Medium Drawers, each 14 cm (h)
 1 x Large Drawer, 26 cm (h)
 Dimensions: 51 x 52 x 90 cm (h)

D - 65/SP

D - 65/SS

Technical Details:
5-Drawer Mobile Clinic Module
 Pull handles integrated into worktop
 Noise reducing swivel castors, fully lockable
 Pull-out INOX service tray arranged sidewise
 2 x Small Drawers, each 8 cm (h)
 2 x Medium Drawers, each 13 cm (h)
 1 x Large Drawer, 25 cm (h)
 Dimensions: 51 x 52 x 90 cm (h)



Technical Details:
6-Drawer Mobile Clinic Module
 Pull handles integrated into worktop
 Noise reducing swivel castors, fully lockable
 2 x Small Drawers, each 9 cm (h)
 2 x Medium Drawers, each 13 cm (h)
 1 x Large Drawer, 20 cm (h)
 Dimensions: 51 x 52 x 90 cm (h)

D - 66/S



Technical Details:
6-Drawer Mobile Clinic Module
 Pull handles integrated into worktop
 Covered, noise reducing swivel castors
 2 x Small Drawers, each 9 cm (h)
 2 x Medium Drawers, each 13 cm (h)
 1 x Large Drawer, 20 cm (h)
 Dimensions: 51 x 52 x 90 cm (h)

D - 66/SP

D - 74/S

Technical Details:
5-Drawer Mobile Clinic Module
 Pull handles integrated into worktop
 Noise reducing swivel castors, fully lockable
 2 x Small Drawers, each 9 cm (h)
 2 x Medium Drawers, each 14 cm (h)
 1 x Large Drawer, 26 cm (h)
 Dimensions: 51 x 52 x 90 cm (h)





Technical Details:
3-Tray Trolley
 3 x 34,5 x 40,5 cm Trays
 Serum Hanger
 Electrical Outlet
 Noise reducing swivel castors, fully lockable.
 Dimensions: 34,5 x 40,5 x 83 cm (h)

D - 75



Technical Details:
3-Tray Trolley with Single Drawer
 3 x 34,5 x 40,5 cm Trays
 1x Small Drawer, 7 cm (h)
 Serum Hanger
 Electrical Outlet
 Noise reducing swivel castors, fully lockable.
 Dimensions: 34,5 x 40,5 x 83 cm (h)

D - 76



Technical Details:
Mobil Assistant Clinic Module
 Pull handles integrated into worktop
 Noise reducing swivel castors, fully lockable.
 Pull-out INOX service tray arranged sidewise
 1 x Device Section Drawer, 25 cm (h)
 In-Drawer Outlet Solution
 2 x Small Drawers, each 9 cm (h)
 1 x Large Drawer, 28 cm (h)
 Dimensions: 51 x 52 x 90 cm (h)

D - 90/S

D - 77

Technical Details:
2-Tray Trolley with Double Drawer
 2 x 34,5 x 40,5 cm Trays
 1 x Small Drawer, 7 cm (h)
 1 x Large Drawer, 20 cm (h)
 Serum Hanger
 Electrical Outlet
 Noise reducing swivel castors, fully lockable.
 Dimensions: 34,5 x 40,5 x 83 cm (h)

D - 78

Technical Details:
3-Tray Trolley with Double Drawer
 3 x 34,5 x 40,5 cm Trays
 2 x Small Drawers, each 7 cm (h)
 Serum Hanger
 Electrical Outlet
 Noise reducing swivel castors, fully lockable.
 Dimensions: 34,5 x 40,5 x 83 cm (h)

D - 91/S

Technical Details:
PC-Module
 Pull handles integrated into worktop
 Noise reducing swivel castors, fully lockable.
 Higher screen position ensures better sight.
 Suitable underdesk shelf for PC-unit
 Underdesk keyboard drawer
 Dimensions: 51 x 52 x 90 cm (h)





Technical Details:
3-Tray Trolley
Complete INOX Corpus
3 x 36,5 x 41 cm Trays
Serum hanger
Electrical Outlet
Noise reducing swivel castors, fully lockable.
Dimensions: 45 x 45 x 103 cm (h)

D - 92

D - 93

Technical Details:
4-Tray Trolley
Complete INOX Corpus
4 x 36,5 x 41 cm Trays
Serum Hanger
Electrical Outlet
Noise reducing swivel castors, fully lockable.
Dimensions: 45 x 45 x 137 cm (h)



D - 94

Technical Details:
5-Tray Trolley
Complete INOX Corpus
5 x 36,5 x 41 cm Trays
Serum Hanger
Electrical Outlet
Noise reducing swivel castors, fully lockable.
Dimensions: 45 x 45 x 171 cm (h)



Technical Details:
Single Drawer Cart
HPL-Compact Worktop
1 x Medium Drawer, 11 cm (h)
Noise reducing swivel castors, fully lockable.
Dimensions: 45 x 60 x 82 cm (h)

D - 95



Technical Details:
2-Drawer Cart
HPL-Compact Worktop
2 x Medium Drawers, each 11 cm (h)
Noise reducing swivel castors, fully lockable.
Dimensions: 45 x 60 x 82 cm (h)

D - 96

D - 97

Technical Details:
3-Drawer Cart
HPL-Compact Worktop
3 x Medium Drawers, each 11 cm (h)
Noise reducing swivel castors, fully lockable.
Dimensions: 45 x 60 x 82 cm (h)



You don't have to worry about any chaos and insufficient space on your worktop anymore!

With the concept of "minimum space, maximum efficiency" we will stop the daily disorder. Tailor-made dispenser cabinets will be manufactured according to your requests or to the order, you are already used to.

Dispenser Systems




Flawless
Production

Dispensers contain:

Face Masks
Gloves
Patients Bibs
Tray Papers
Headrest Cover

Z Fold Paper Towels
Saliva Suction Tips
Plastic Cups Dispenser
Sections for Soap and Disinfectant Dispensers
Storage for Dental Containers and Impression Spoons



Technical Details:
Double Wall Cabinet
Double-Door and 2-Shelf
Dimensions: 30 x 100 x 60 cm (h)

D - 81

D - 80

Technical Details:
Single Wall Cabinet
Single Door and Shelf
Dimensions: 30 x 50 x 60 cm (h)

D - 82

Technical Details:
Mini Disposables Dispenser
Suitable sections for Face Masks, Gloves,
Patients Bibs, Tray Papers, Z Fold Paper
Towels, Cups, and Saliva Suction Tips
Dimensions: 16 x 48 x 48 cm (h)

The next wave
of innovation





Technical Details:
Wall-Mounted Disposables Dispenser
 Suitable sections for Face Masks, Gloves,
 Patients Bibs, Tray Papers, Z Fold Paper
 Towels, Cups, and Saliva Suction Tips
 Dimensions: 25 x 100 x 50 cm (h)

D - 83

D - 84

Technical Details:
Wall-Mounted Disposables Dispenser
 Suitable sections for Face Masks, Gloves,
 Patients Bibs, Tray Papers, Z Fold Paper
 Towels, Cups, and Saliva Suction Tips
 Dimensions: 31 x 120 x 50 cm (h)



Technical Details:
Wall-Mounted Disposables Dispenser
 Suitable sections for Face Masks, Gloves,
 Patients Bibs, Tray Papers, Z Fold Paper Towels,
 Cups, and Saliva Suction Tips
 Storage for Dental Containers encased in INOX
 Dimensions: 31 x 180 x 50 cm (h)

D - 85

D - 86

Technical Details:
Wall-Mounted Disposables Dispenser
 Suitable sections for Face Masks, Gloves,
 Patients Bibs, Tray Papers, Z Fold Paper Towels,
 Cups, and Saliva Suction Tips
 Storage for Dental Containers and Impression
 Spoons, encased in INOX
 Dimensions: 31 x 150 x 60 cm (h)





D-50 / K1

Technical Details:

Metal Covers:

0,90 mm thick DKP-Steel Construction
Phosphate coated base before further paint coating
Producible in all RAL colour shades with an electrostatic powder coating
Double-walled for optimal noise reduction



ER - K015



ER - K018



ER - K016



ER - K019

D-50 / K2

Technical Details:

High Gloss Glossy Covers

18 mm strong High Gloss Covers
Resistant against scratches and most chemicals
Neat and nice look due to its PVC edge banding



ER - K003



ER - K004



ER - K001



ER - K002



ER - K007



ER - K006



ER - K005



D-50 / K3

Technical Details:

White High Gloss Matt Covers

18 mm strong Matt High Gloss Covers
Resistant against scratches and most chemicals
Neat and nice look due to its laser-cut PVC edge banding



ER - K010/1



ER - K010/2



ER - K010/4



ER - K010/3




ER - K023



ER - K013




ER - K042



ER - K050/T




ER - K011



ER - K012



ER - K030



ER - K050/4



ER - K033



ER - K034



ER - K029



ER - K050/6




ER - K037



ER - K038



ER - K043



ER - K050/8




ER - K008



ER - K009

ER-K045 8lt
ER-K046 15lt
ER-K047 26lt



ER - K050/16



A l m o s t

a l l p r o d u c t s

can be **completely customized.**

The possibilities are endless.

From Inspiration to Realisation

We bring together inspiration and know-how. Art and life...

Each ERMETAL collection has its own unique personality.

Creativity, customization and responsibility: the unique values that define ERMETAL and our collections.

Our collections combine original designs, high-quality materials and unique know-how.

Our design process is a trinity between technology, materials science and intelligent form.



Büğdüz Mah. Çankırı Bul. No: 119
06750 Akyurt ANKARA - TURKEY
T: +90 312 348 64 08 (pbx)
F: +90 312 348 94 64

ermetaldental.com.tr
info@ermetaldental.com.tr